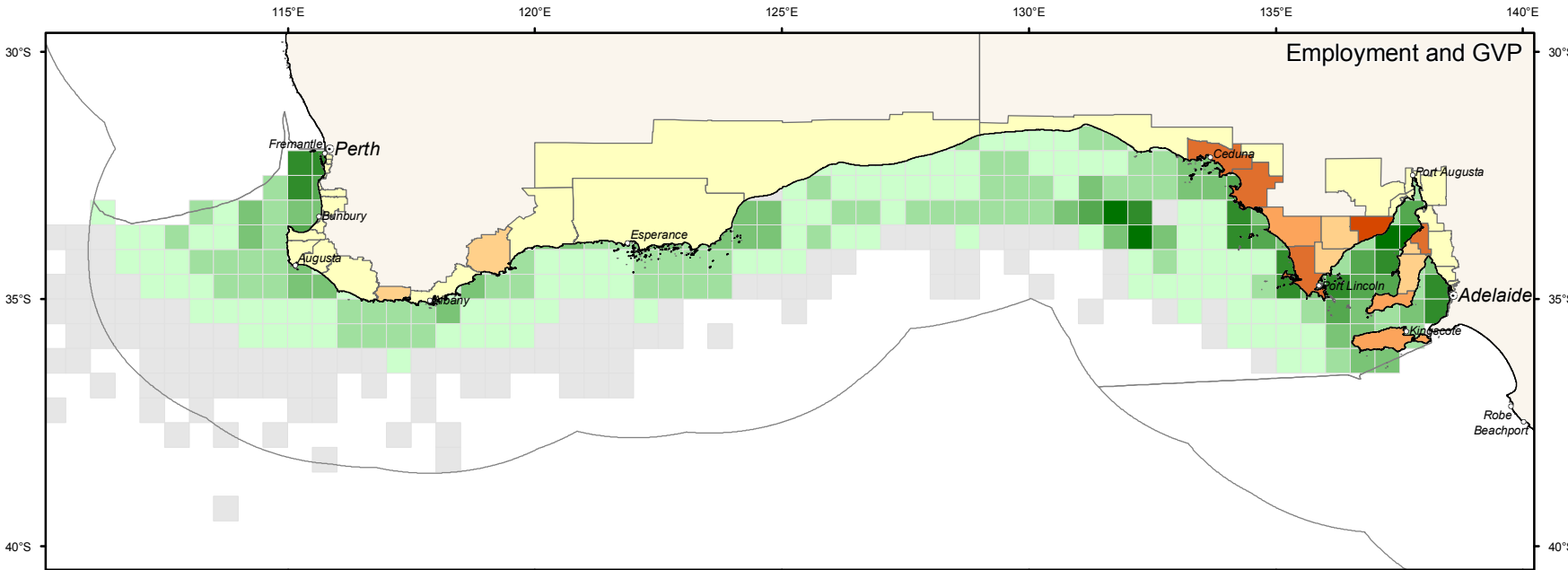
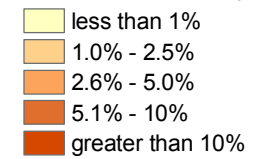


South Western Region – Fish industry employment, GVP and fishing methods




Fish industry employment

Percent of total employment



Mean annual GVP (wild-catch)

A\$'000 / year



confidential

% Catch (tonnes) by Method



0 100 200
Kilometres

Data Sources

Social/Economic: Australian Bureau of Statistics, Census of Population and Housing, 2001.
Fisheries: National Atlas of Marine Fisheries 2000-02.

Projection: Geographic, WGS 84.
Cartography and digital compilation: Bureau of Rural Sciences. www.brs.gov.au

Copyright 2006

Data are assumed to be correct as received from suppliers.



Australian Government

